

KITE

ANCHOR POINT



PRACTICAL

Thanks to its lightweight and compact size, this anchor can be installed quickly and easily.

SAFE

Laser cut from a single piece with no welding points, it improves safety in all its applications.

VERSATILE

Ideal as an anchor point in multiple environments, it allows the operator to safely access.



LOAD DIRECTION



TYPES OF APPLICATION




VIDEO



MANUALS













▼ *KITE anchor point installed in an industrial environment.*



FIELDS OF APPLICATION



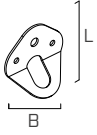
TECHNICAL DATA*

substructure	minimum thickness	fasteners	substructure	minimum thickness	fasteners
 GL24h	100 x 100 mm	2 x HBS Ø8  1x VGS Ø11 	 C20/25	140 mm	AB1 Ø12  M12 8.8 rod + ULS + MUT  VIN-FIX  HYB-FIX 
 S235JR	5 mm	EKS M12 8.8 + ULS + nut 			

* The values indicated are the result of experimental tests carried out under the supervision of third parties in accordance with the standard referred to. For a calculation report with minimum distances according to the relevant standard requirements, the substructure must be checked by a qualified engineer before installation.

CODES AND DIMENSIONS

CODE	material	B [mm]	L [mm]	pcs
KITE	AISI 430 stainless steel grade 1.4016	101	100	1



ACCESSORIES

CODE	material
BEFKITE	KITE fastening set for timber 